

Effective VMware Monitoring

How To Build A Thoughtful Monitoring Strategy

A Whitepaper by NiCE IT Management Solutions

Executive Summary

Effective monitoring of VMware environments is critical for ensuring performance, availability, and operational efficiency across virtual infrastructures. This whitepaper outlines the essential do's and don'ts, pros and cons of common monitoring approaches, typical pitfalls, and industry best practices. It also highlights the NiCE VMware vSphere Management Pack for Microsoft SCOM as a strong option for comprehensive, integrated monitoring.

Content

Introduction 3

The Do's of VMware Monitoring 4

The Don'ts of VMware Monitoring 5

Monitoring Approaches: Pros and Cons 6


NiCE VMware vSphere Management Pack 8

Common Pitfalls in VMware Monitoring 9

Best Practices for Effective VMware Monitoring..... 10

Conclusion..... 11

About NiCE..... 12



Introduction

VMware vSphere environments form the cornerstone of many modern data centers. As virtual footprints grow, effective monitoring becomes essential for maintaining reliability, optimizing resource consumption, and supporting business continuity. However, achieving deep visibility into ESXi hosts, vCenter, VMs, datastores, clusters, and performance metrics can be challenging without the right strategy and tooling.

The Do's of VMware Monitoring

1. Monitor Across All Layers

Track health and performance at the cluster, host, VM, datastore, and network layers to avoid blind spots.

2. Correlate Events and Metrics

Use tools that allow correlation between vCenter events, performance counters, and system logs.

3. Set Intelligent Thresholds

Apply dynamic or workload-aware thresholds to reduce noise and improve alert relevance.

4. Use Predictive Analytics When Available

Capacity forecasting helps prevent resource exhaustion and supports proactive planning.

5. Implement Dependency Mapping

Understand relationships between VMs, hosts, and storage to expedite root cause analysis.

The Don'ts of VMware Monitoring

1. Don't Rely Solely on Native vCenter Dashboards

vCenter provides valuable data but lacks cross-platform correlation and advanced alerting.

2. Don't Ignore Storage Latency

Storage performance issues often appear as VM or host problems—monitoring must surface the real cause.

3. Don't Overlook API Limits


Frequent polling without planning can exceed vSphere API request limits and impact performance.

4. Don't Build Dashboards Without Stakeholder Input

Operations, infrastructure, and application teams have different monitoring needs.

5. Don't Accept Alert Storms

High volume, low-value alerts degrade response quality and hide important issues.



Monitoring Approaches: Pros and Cons

Understanding the different approaches to VMware monitoring is essential for selecting the right strategy for your organization. Each method comes with unique strengths and limitations, and choosing the most effective option depends on factors like existing tooling, required visibility, integration needs, and operational maturity. The following sections break down the primary monitoring approaches and evaluate their pros and cons to help guide informed decision-making.

1. Native VMware Tools (vCenter, vROps)

Pros	Cons
Deep integration with vSphere	Limited cross-platform correlation
Strong visualization and analytics in vROps	Can be expensive at scale
Good baseline monitoring	Requires VMware-specific skill sets

2. General-Purpose Infrastructure Monitoring Tools

Pros	Cons
Unified visibility across physical, virtual, and cloud resources	VMware insights may be less detailed
Broader ecosystem integrations	Quality varies widely across integrations

3. Microsoft SCOM + Third-Party Management Packs

Pros	Cons
Leverages existing enterprise SCOM investments	Depth and accuracy depend on the quality of the MP
Offers centralized monitoring across Windows, Linux, apps, and VMware	Requires tuning and SCOM expertise
Provides strong alert routing and SLA tracking	



NiCE VMware vSphere Management Pack

The **NiCE VMware vSphere Management Pack** is a well-regarded option for organizations using Microsoft SCOM who want deep VMware monitoring without adding another standalone monitoring platform.

Key Strengths

- **Deep Data Collection:** Provides rich insights into hosts, clusters, VMs, datastores, and networking.
- **vCenter and ESXi Awareness:** Monitors both API and event streams for improved accuracy.
- **Advanced Alerting:** Pre-tuned rules reduce noise while maintaining visibility.
- **Topology Mapping:** Helps identify dependencies and accelerate root cause analysis.
- **Enterprise Integration:** Leverages SCOM's alert routing, dashboards, notifications, and SLA capabilities.

Ideal Use Cases

- Organizations with established **Microsoft SCOM** infrastructures
- Environments needing **unified visibility** across on-prem, cloud, and VMware
- Teams seeking **lower operational overhead** than running multiple monitoring platforms



Common Pitfalls in VMware Monitoring

1. Over-Polling the vSphere API

Excessive polling intervals can cause API throttling and performance degradation.

2. Failing to Baseline System Behavior

Without baselines, threshold tuning becomes guesswork.

3. Ignoring Capacity Trends

Most outages stem from capacity mismanagement rather than sudden failures.

4. Poor Alert Hygiene

Unmaintained alerts quickly become irrelevant or noisy.

5. No Clear Ownership Model

VMware monitoring often spans multiple teams—lack of clarity slows incident resolution.



Best Practices for Effective VMware Monitoring

1. Implement Tiered Alerts

Distinguish between informational, warning, and critical alerts.

2. Combine Performance and Event-Based Monitoring

A hybrid approach provides the most reliable early warning signals.

3. Align Metrics with Business Outcomes


Tie VM or cluster health to application and service performance.

4. Use Automation for Remediation Where Appropriate

Automated remediation (e.g., restart VM tools service) can reduce MTTR.

5. Regularly Review Monitoring Coverage

Quarterly reviews help ensure dashboards, thresholds, and alerts remain aligned with current workloads.



Conclusion

Effective VMware monitoring requires a balanced approach that aligns operational needs, tooling strategy, and best practices. While many monitoring frameworks exist, leveraging an enterprise-grade platform such as Microsoft SCOM combined with a specialized solution like the **NiCE VMware vSphere Management Pack** can provide deep insights, stable operations, and unified visibility across hybrid environments.

A thoughtful monitoring strategy reduces noise, prevents outages, accelerates troubleshooting, and empowers IT teams to operate VMware environments with greater confidence and efficiency.

About NiCE

NiCE Services for Microsoft System Center encompass consulting services tailored to System Center Operations Manager, Configurations Manager, and Service Manager. Our offerings include SCOM Health Assessments, training, advice and provisioning for third-party SCOM tools, as well as SCOM-centric monitoring solutions for business elements such as applications, databases, operating systems, services, and custom applications.

NiCE Management Packs for Microsoft SCOM are available for AIX, Azure AD Connect, Entra ID, Citrix VAD & ADC, Custom Applications, HCL Domino, IBM Db2, IBM HMC & VIOS, IBM Power HA, Linux on Power Systems, Log Files, MariaDB, Microsoft 365, Microsoft Teams, Microsoft SharePoint, Microsoft Exchange, Microsoft OneDrive, Mongo DB, NetApp ONTAP, Oracle, Veritas Clusters, VMware, and zLinux.

Our commitment

1. Ongoing development, incl. latest version support
2. Top required metrics come out-of-the-box
3. Integrated source knowledge to solve issues faster
4. Custom development & coaching
5. Highly responsive support team
6. Easy onboarding & renewals
7. Largest set of Microsoft SCOM Management Packs

About Microsoft System Center Operations Manager (SCOM)

Microsoft SCOM is a powerful IT management solution designed to help organizations monitor, troubleshoot, and ensure the health of their IT infrastructure. SCOM provides comprehensive infrastructure monitoring, offering insights into the performance, availability, and security of applications and workloads across on-premises, cloud, and hybrid environments. With its robust set of features, SCOM enables IT professionals to proactively identify and address potential issues before they impact the business, improving overall operational efficiency and reducing downtime. By leveraging SCOM, businesses can achieve greater control over their IT environment, ensuring a seamless user experience and enhancing the reliability of their services.

Take advantage of all the benefits of advanced monitoring using NiCE Management Packs for Microsoft System Center Operations Manager. Contact us at solutions@nice.de (EMEA, APAC), or solutions@nice.us.com (US, LATAM) for a quick demo, and a free 60 days trial.

NiCE IT Management Solutions GmbH

Liebigstrasse 9
71229 Leonberg
Germany

www.nice.de
solutions@nice.de

NiCE IT Management Solutions Corporation

3478 Buskirk Avenue, Suite 1000
Pleasant Hill, CA 94523
USA

www.nice.us.com
solutions@nice.us.com

